


# Other smart features


## Easy Air Filter Maintenance

The air filter is important as it prevents excess dust and dirt from accumulating inside of the unit. The filter is placed conveniently right up against the side of the intake grill, allowing for quick cleaning without any disassembly required!



## Smart Tilted Roof Design

The top of the Jet Towel Smart is tilted at a 12° angle to prevent users from leaving unwanted trash and other objects on the unit.



## Specifications

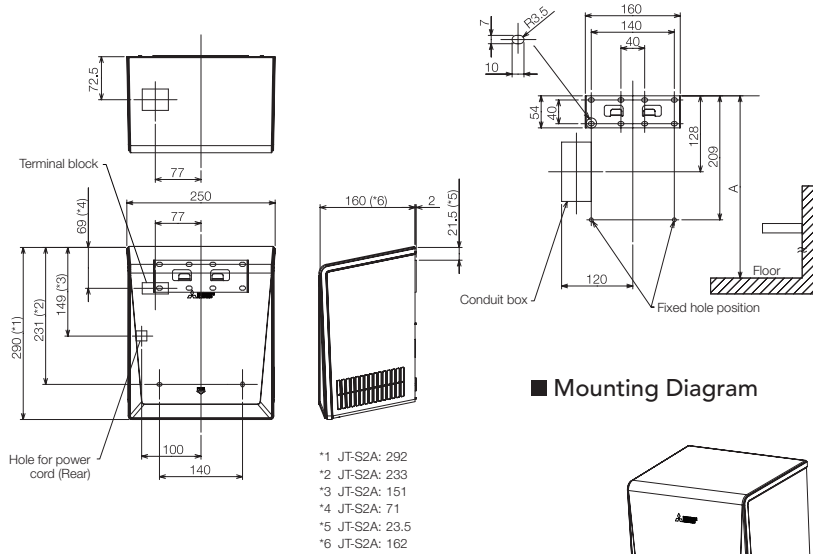
	Power supply	Mode	Heater	Drying time*1 (sec)	Power consumption (W)	Motor type	Noise*2 (dB)	Hygienic features	External dimensions (mm)	Weight (kg)	
Jet Towel Smart JT-S2AP (Metal cover)	220-240V 50-60Hz	High	ON	9-12	880-980	Commutator motor	60-62	- Antibacterial surfaces - NSF certification - Alcohol-cleanable	Width: 250 Depth: 160 Height: 290	4.5	
			OFF	10-13	630-730						
		Standard	ON	14-16	660-740		58-59				
			OFF	15-17	410-490						
Jet Towel Smart Lite* JT-S2A (ABS body)		High	—	10-13	630-730		60-62			Width: 250 Depth: 162 Height: 292	4
				Standard	15-17				410-490		

\* Jet Towel Smart Lite available only in white.

\*<sup>1</sup> Time needed to reduce remaining water to 50mg or less per hand (in-house study).

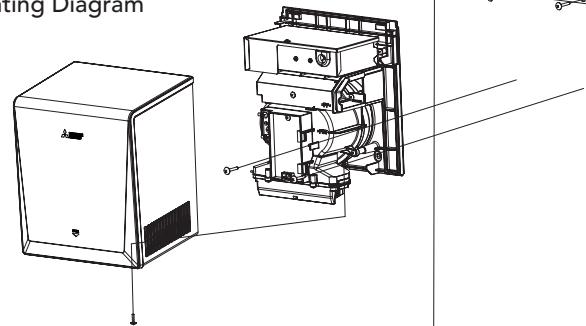
\*<sup>2</sup> Measurements made in anechoic chamber at a distance of 2m.

## ■ Dimensions



(Unit: mm)

## ■ Mounting Diagram



• Please ensure that both sides of the unit are at least 100mm from all obstacles, including the wall.

## Customized color options available

Jet Towel Smart and Smart Lite are available in customized colors for large orders. Your logo can also be added to give each unit a signature look. It's a great way to boost awareness and promote your business.

